
**INFORMATION
DISCLOSURE
STATEMENT**

Complete if known

Application Number: 10/647,068

Filing Date: August 22, 2003

First Named Inventor: Argenta, et al.

Group Art Unit: Unknown

Examiner Name: Unknown

SHEET 1 OF 12



Attorney Docket Number: 0101-P02977US1

UNITED STATES PATENT DOCUMENTS

EXAMINER'S INITIALS	CITE NO.	PATENT NUMBER	ISSUE DATE MM-DD-YYYY	FIRST NAMED INVENTOR
<i>PP</i>	A1	4925447	05/90	ROSENBLATT
	A2	5149331	09/92	FERDMAN et al.
	A3	5113871	05/92	VILJANTO
	A4	4820284	04/89	HAURI
	A5	4573965	03/86	RUSSO
	A6	3993080	11/76	LOSEFF
	A7	3908664	09/75	LOSEFF
	A8	4540412	09/85	VAN OVERLOOP
	A9	4525166	06/85	LECLERC
	A10	4969881	11/90	VIESTURS
	A11	4851545	07/89	SONG et al.
	A12	4931519	06/90	SONG et al.
	A13	5035884	07/91	SONG et al.
	A14	4169563	10/79	LEU
	A15	4527064	07/85	ANDERSON
	A16	4969880	11/90	ZAMIEROWSKI
	A17	5100396	03/92	ZAMIEROWSKI
	A18	2547758	04/51	KEELING
	A19	3682180	08/72	McFARLANE
	A20	4080970	03/78	MILLER
	A21	4261363	04/81	RUSSO
	A22	4275721	06/81	OLSON
	A23	4373519	02/83	ERREDE et al.
	A24	4392853	07/83	MUTO
	A25	4419097	12/83	ROWLAND

EXAMINER'S SIGNATURE	<i>Rodro Plubon</i>	DATE CONSIDERED	<i>9/17/04</i>
----------------------	---------------------	-----------------	----------------


EXAMINER: Initial if reference considered, whether or not citation is in conformance with MPEP §609. Draw a line through citation if citation not in conformance and reference not considered. Include a copy of this form with next communication to applicant.

<p style="text-align: center;">  INFORMATION DISCLOSURE STATEMENT </p> <p style="text-align: center;">  </p> <p style="text-align: center;">SHEET 2 OF 12</p>	<i>Complete if known</i>	
	Application Number: 10/647,068	
	Filing Date: August 22, 2003	
	First Named Inventor: Argenta, et al.	
	Group Art Unit: Unknown	
	Examiner Name: Unknown	
		Attorney Docket Number: 0101-P02977US1

<i>PP.</i>	A26	4480638	11/84	SCHMID
	A27	4543100	09/85	BRODSKY
	A28	4605399	08/86	WESTON et al.
	A29	4608041	08/86	NIELSEN
	A30	4640688	02/87	HAUSER
	A31	4743232	05/88	KRUGER
	A32	4475909	10/84	EISENBERG
	A33	4838883	06/89	MATSUURA
	A34	4840187	06/89	BRAZIER
	A35	4863449	09/89	TERRIAULT
	A36	4878901	11/89	SACHSE
	A37	5261893	11/93	ZAMIEROWSKI
	A38	3367332	02/68	GROVES
	A39	3026874	03/62	STEVENS
	A40	3874387	04/75	BARBIERI
	A41	3896810	07/75	AKIYAMA
	A42	3954105	05/76	NORDBY et al.
	A43	4112947	09/78	NEHRING
	A44	4224945	09/80	COHEN
	A45	4250882	02/81	ADAIR
	A46	4382441	05/83	SVEDMAN
	A47	4764167	08/88	TU
	A48	4820265	04/89	DESATNICK et al.
	A49	4834110	05/89	RICHARD
	A50	4921492	05/90	SCHULTZ et al.
	A51	RE29319	07/77	NORDBY et al.
	A52	765746	07/04	MINER
	A53	843674	02/07	FUNK

EXAMINER'S SIGNATURE	<i>Pedro Nigore</i>	DATE CONSIDERED	<i>9/17/04</i>
----------------------	---------------------	-----------------	----------------

EXAMINER: Initial if reference considered, whether or not citation is in conformance with MPEP §609. Draw a line through citation if citation not in conformance and reference not considered. Include a copy of this form with next communication to applicant.



**INFORMATION
DISCLOSURE
STATEMENT**

Complete if known

Application Number: 10/647,068

Filing Date: August 22, 2003

First Named Inventor: Argenta, et al.

Group Art Unit: Unknown

Examiner Name: Unknown


SHEET 3 OF 12

Attorney Docket Number: 0101-P02977US1

<i>APR</i>	A54	1355679	10/20	McCONNELL
	A55	1355846	10/20	RANNELLS
	A56	1385346	07/21	TAYLOR
	A57	2232254	02/41	MORGAN
	A58	2338339	01/44	LaMERE
	A59	2969057	01/61	SIMMONS
	A60	3026526	03/62	MONTROSE
	A61	3486504	12/69	AUSTIN, JR.
	A62	3478736	11/69	ROBERTS et al.
	A63	3481326	12/69	SCHAMBLIN
	A64	3610238	10/71	RICH, JR.
	A65	3826254	07/74	MELLOR
	A66	4149541	04/79	GAMMONS et al.
	A67	4172455	10/79	BEAUSSANT
	A68	4297995	11/81	GOLUB
	A69	4469092	09/84	MARSHALL et al.
	A70	4624656	11/86	CLARK et al.
	A71	4759354	07/88	QUARFOOT
	A72	4765316	08/88	MARSHALL
	A73	4778456	10/88	LOKKEN
	A74	4836192	06/89	ABBATE
	A75	4906233	03/90	MORIUCHI et al.
	A76	4917112	04/90	KALT
	A77	4941882	07/90	WARD et al.
	A78	4953565	09/90	TACHIBANA et al.
	A79	5086764	02/92	GILMAN
	A80	5106362	04/92	GILMAN
	A81	5228431	07/93	GIARRETTO

EXAMINER'S SIGNATURE	<i>Robert Argenta</i>	DATE CONSIDERED	<i>9/17/04</i>
----------------------	-----------------------	-----------------	----------------

EXAMINER: Initial if reference considered, whether or not citation is in conformance with MPEP §609. Draw a line through citation if citation not in conformance and reference not considered. Include a copy of this form with next communication to applicant.



**INFORMATION
DISCLOSURE
STATEMENT**

Complete if known

Application Number: 10/647,068

Filing Date: August 22, 2003

First Named Inventor: Argenta, et al.

Group Art Unit: Unknown

Examiner Name: Unknown

SHEET 4 OF 12

Attorney Docket Number: 0101-P02977US1

<i>PPH</i>	A82	3520300	07/70	FLOWER et al.
	A83	5636643	06/97	ARGENTA et al.
	A84	3568675	03/71	HARVEY
	A85	3042041	07/62	JASCALEVICH
	A86	2280915	04/42	JOHNSON
	A87	3324855	06/67	HEIMLICH
	A88	3753439	08/73	BRUGAROLAS ET AL.
	A89	5645081	07/97	ARGENTA ET AL.

FOREIGN PATENT DOCUMENTS

EXAMINER'S INITIALS	CITE NO.	DOCUMENT NUMBER	COUNTRY OR REGION	DATE OF PUBLICATION MM-DD-YYYY
<i>PPH</i>	B1	9100718	WO	01/91
	B2	9220299	WO	11/92
	B3	641061	UNITED KINGDOM	08/50
	B4	1273342	UNITED KINGDOM	05/72
	B5	2809828	GERMANY	09/78
	B6	9116030	WO	10/91
	B7	561757	GERMANY	10/32
	B8	9011795	WO	10/90
	B9	9219313	WO	11/92
	B10	4111122	Germany	4/93
	B11	847475	Germany	6/52
	B12	2195255	Great Britain	4/88
	B13	0620720	Europe	10/94
	B14	0688189	Europe	9/00

OTHER PRIOR ART - NON-PATENT DOCUMENTS

EXAMINER'S SIGNATURE	<i>Robert A. Goren</i>	DATE CONSIDERED	<i>9/17/04</i>
----------------------	------------------------	-----------------	----------------

EXAMINER: Initial if reference considered, whether or not citation is in conformance with MPEP §609. Draw a line through citation if citation not in conformance and reference not considered. Include a copy of this form with next communication to applicant.


NOV 21 2003
MPEP §609


**INFORMATION
DISCLOSURE
STATEMENT**

Complete if known


Application Number: 10/647,068
 Filing Date: August 22, 2003
 First Named Inventor: Argenta, et al.
 Group Art Unit: Unknown
 Examiner Name: Unknown
 Attorney Docket Number: 0101-P02977US1

SHEET 5 OF 12

EXAMINER'S INITIALS	CITE NO.	Include name of the author (in Capital Letters), title of the article (when appropriate), title of the item (book, magazine, journal, serial, symposium, catalog, etc.), date, page(s), volume-issue number(s), publisher, city and/or country where published
	C1	M. Gosta Arturson, <u>The Pathophysiology of Severe Thermal Injury</u> , <u>JBCR</u> , 6(2):129-146 (March-April) 1985.
	C2	R. A.F. Clark et al., <u>The Molecular and Cellular Biology of Wound Repair</u> , Chapter 1 (1988)
	C3	Jeter, K.F. et al. (eds.), "Managing Draining Wounds and Fistulae: New and Established Methods," <u>Chronic Wound Care: Health Management Publications</u> , 1990, pp 240-246.
	C4	Aeros, "Moblvac II."
	C5	Aeros, Aeros Instruments, Inc. 1111 Lakeside Drive, Gurnee, IL 60031. August, 1993. "Care-E-Vac."
	C6	Emerson, Series 55. J. H. Emerson Co., 22 Cottage Park Ave., Cambridge, MA 02140. "Emerson Post-Operative Suction Pumps."
	C7	Emerson, J. H. Emerson Co., (address: same as above). "Emerson Transport Suction Unit."
	C8	Aeros, Aeros Instruments, Inc. 3411 Commercial Ave., Northbrook, IL 60062. October 1988. Part No. 1504-02 7M. "Instavac Aspirator."
	C9	"Pleur-evac. Adult-Pediatric, Non-Metered." Code Number: A-4000. Control Number: F7961J.
	C10	Instruction Manual, Creative Medical Laboratories, Inc. P.O. Box 6347, Rochester, Minn. 55903. "TUGS" (Transportable Universal Gradient Suction).
	C11	Deknatel, Div. of Howmedica, Inc. Quenns Village, NY 11429. "Pleur-evac."
	C12	Sparta Instrument Corp. 26602 Corporate Ave., Hayward, CA 94545. "Power Source Multi-Purpose Surgical Aspirator."
	C13	Wells Johnson Company, 2045 N. Forbes Blvd., Suite 106, Tucson, AZ. "Point 5 Aspirator."
	C14	Microtek Heritage, Inc. P.O. Box 2487, Columbus, MS 39704. "Wound-Evac ET."
	C15	Fleischmann, W. <u>Wund Forum Spezial</u> . IHW '94. "Vakuumversiegelung zur Behandlung von Problemwunden" (with English translation: "Vacuum sealing for Treatment of Problematical Wounds.")
	C16	Fleischmann, W. <u>Acta Orthopaedica Belgica</u> . Vol. 58, Suppl. I-1992 "Treatment of Bone and Soft Tissue Defects in Infected Nonunion."
	C17	Fleischmann, W. <u>Unfall Chirurg</u> . Springer-Variag 1993. "Vakuumversiegelung zur Behandlung des Weichteilschadens bei offenen Frakturen." with English translation.

EXAMINER'S SIGNATURE		DATE CONSIDERED	8/17/04
-----------------------------	---	------------------------	---------

EXAMINER: Initial if reference considered, whether or not citation is in conformance with MPEP §609. Draw a line through citation if citation not in conformance and reference not considered. Include a copy of this form with next communication to applicant.


**INFORMATION
DISCLOSURE
STATEMENT**

Complete if known

Application Number: 10/647,068

Filing Date: August 22, 2003

First Named Inventor: Argenta, et al.

Group Art Unit: Unknown

Examiner Name: Unknown

SHEET 6 OF 12

Attorney Docket Number: 0101-P02977US1

<i>PA</i>	C18	Valenta, A. <u>American Journal of Nursing</u> . April 1994. "Using the Vacuum Dressing Alternative for Difficult Wounds."
	C19	Junod, "Hyperemia by Suction Apparatus" Chapter VIII
	C20	Saunders, J. W., The Lancet, pp. 1286-1287, June 28, 1952, "Negative-Pressure Device for Controlled Hypotension during Surgical Operations"
	C21	Landis et al, Robinette Foundation of the Hospital of the University of Pennsylvania, "The Effects of Alternate Suction and Pressure on Blood Flow to the Lower Extremities"
	C22	Hargens et al., Space Physiology Laboratory, Life Science Division, NASA Ames Research Center, "Control of Circulatory Function in Altered Gravitational Fields"
	C23	Wolthuis et al, Physiological Reviews, <u>54</u> : 566-595, July 1974, "Physiological Effects of Locally Applied Reduced Pressure in Man"
	C24	Viljanto et al., Br. J. Surg., <u>63</u> : 427-430, 1976, "Local Hyperalimentionation of Open Wounds"
	C25	Dillon, R. Angiology -- The Journal of Vascular Diseases, pp. 47-55, January 1986, "Treatment of Resistant Venous Stasis Ulcers and Dermatitis with the End-Diastolic Pneumatic Compression Boot"
	C26	Lundvall et al., Acta Physiol Scand, <u>136</u> : 403-409, accepted Jan. 28, 1989, "Transmission of externally applied negative pressure to the underlying tissue. A study on the upper arm of man"
	C27	Klemp et al., The Journal of Investigative Dermatology, pp. 725-726 (1989), "Subcutaneous Blood Flow in Early Male Pattern Baldness"
	C28	A. Harle, Z. Orthop., <u>127</u> : 513-517 (1989), "Schwachstellen herkommlicher Drainagen" with English Translation.
	C29	Dunlop et al., Br. J. Surg., <u>77</u> : 562-563 (1990), "Vacuum drainage of groin wounds after vascular surgery: a controlled trail" with English Translation.
	C30	Maddin et al., International Journal of Dermatology, <u>29</u> : 446-450 (1990), "The Biological Effects of a Pulsed Electrostatic Field with Specific Reference to Hair: Electrotrichogenesis"
	C31	Nakayama et al., Ann. Plast. Surg., 499-502 (1991), "A New Dressing Method for Free Skin Grafting in Hands"
	C32	Hargens et al., Aviation, Space and Environmental Medicine, pp. 934-937, Oct. 1991, "Lower Body Negative Pressure to Provide Load Bearing in Space"
	C33	Author unknown, Science, Sept. 1992, p.42, "The Not-So-Bald-Truth"
	C34	Techno Takatsuki Co., Ltd., 8-16 Hatchonishimachi, Takatsuki City, Osaka, JAPAN, "HiBlow Air Pump"

EXAMINER'S SIGNATURE	<i>Linda Probert</i>	DATE CONSIDERED	<i>9/17/04</i>
----------------------	----------------------	-----------------	----------------

EXAMINER: Initial if reference considered, whether or not citation is in conformance with MPEP 5609. Draw a line through citation if citation not in conformance and reference not considered. Include a copy of this form with next communication to applicant.



O I P F
NOV 21 2003

**INFORMATION
DISCLOSURE
STATEMENT**

Complete if known

Application Number: 10/647,068

Filing Date: August 22, 2003

First Named Inventor: Argenta, et al.


Group Art Unit: Unknown

Examiner Name: Unknown

SHEET 7 OF 12

Attorney Docket Number: 0101-P02977US1

PJA	C35	Wells Johnson Company, 2045 N. Forbe Blvd., Suite 106, Tucson, AZ, "Suction Tips"
	C36	Industrial Equipment News, P.O. Box 1158, Skokie, IL 60076-9786, "Miscellaneous Equipment"
	C37	Letsou et al. "Stimulation of Adenylate Cyclase Activity in Cultured Endothelial Cells Subjected to Cyclic Stretch." Cardiovascular Surgery 3. Toronto. Sept. 1989. 634-639.
	C38	Bucalo et al. "Inhibition of Cell Proliferation by Chronic wound Fluid." Wound Repair and Regeneration. Miami 1991. 181-186
	C39	Falanga, Vincent. "Growth Factors and Chronic Wounds: The need to Understand the Microenvironment." Journal of Dermatology, Bol. 19: 667-672. 1992.
	C40	Urschel et al. "The Effect of Mechanical Stress on Soft and Hard Tissue Repair; a Review." British Journal of Plastic Surgery. 41, 182-186. 1988.
	C41	Gogia, Prem P. "The Biology of Wound Healing." Ostomy/Wound Management. Nov.-Dec. 1992. pp 12-20
	C42	Wysocki et al. "Wound Fluid from Chronic Leg Ulcers Contains Elevated Levels of Metalloproteinases MMP-2 and MMP-9." The Society for Investigative Dermatology, Inc. July 1993. 64-68
	C43	Olenius et al. "Mitotic Activity in Expanded Human Skin." Plastic and Reconstructive Surgery." Feb. 1993. 213-215.
	C44	Mulder, G. D. et al. (eds.), <u>Clinicians' Pocket Guide to Chronic Wound Repair</u> , (Spartanburg, SC: Wound Healing Publications), 1991, pp. 54-55.
	C45	Chariker, M. E. et al. (eds), "Effective Management of Incisional and Cutaneous Fistulae with Closed Suction Wound Drainage," Contemporary Surgery, Vol. 34, June 1989, pp 59-63.
	C46	Rastgeldi, S.: I. Pressure Treatment of Peripheral Vascular Diseases. II. Intermittent Pressure Treatment of Peripheral Vascular Diseases. Opuscula Medica, Suppl. XXVII, 1972.
	C47	OP-Journal Nr. 3, Jahr. 6, Dec. 1990, pp 31-35 W. Fleischmann, M. Mentzel, L. Kinzl "BWS, Gefahren und Komplikationen der Therapie" with English Trans.
	C48	Zumtobel et al., (1991) "Wunddrainage in der Elektive und Notfallchirurgie" Wolfgang Pabst Verlag, relevant page 12, left column. English Translation attached.
	C49	Saechtling, Kunststoff-Taschenbuch, 24. Ausgabe 1989, S. 439, 477. English Translation attached.
	C50	Mutschler, W. Bakker D. J., "Temporärer Hautersatz", ZFA 1989, Heft 24, S. 714-720 als Sonderdruck. English Translation attached.
	C51	W. Fleischmann, U. Becker, M. Bischoff, H. Hoekstra, "Vacuum sealing: indication, technique, and results", Eur. J. Orthop & Traumatology (1995) 5:37-40.

EXAMINER'S SIGNATURE		DATE CONSIDERED	9/17/03
----------------------	---	-----------------	---------

EXAMINER: Initial if reference considered, whether or not citation is in conformance with MPEP §609. Draw a line through citation if citation not in conformance and reference not considered. Include a copy of this form with next communication to applicant.

OIPF
NOV 27 2003

**INFORMATION
DISCLOSURE
STATEMENT**

Complete if known

Application Number: 10/647,068

Filing Date: August 22, 2003

First Named Inventor: Argenta, et al.

Group Art Unit: Unknown

Examiner Name: Unknown

SHEET 8 OF 12

Attorney Docket Number: 0101-P02977US1

<i>PA</i>	C52	Argenta LC, Morykwas MJ. Vacuum-assisted closure: a new method for wound control and treatment: clinical experience. Ann Plast Surg 1997;38: 563-576
	C53	Morykwas MJ, Argenta LC, Shelton-Brown EI, McGuirt W. Vacuum-assisted closure: a new method for wound control and treatment: animal studies and basic foundation. Ann Plast Surg 1997; 38:553-62
	C54	Davydov IA, Larichev AB, Smirnov AP, Flegontov VB. Vakuum-terapiia v lechenii ostrykh gnoinykh zabolevanii miagkikh tkanei i gnoinykh ran. [Vacuum therapy of acute suppurative diseases of soft tissues and suppurative wounds]. Russian Vestnik Khirurgii Imeni I. I. Grekova 1988; 141: 43-6 with Eng.Trans.
	C55	Davydov IA, Abramov AI, Larichev AB. Vakuum-terapiia v preduprezhdenii posleoperatsionnoi ranevoi infektsii. [Vacuum therapy in the prevention of postoperative wound infection]. Russian Vestnik Khirurgii Imeni I. I. Grekova 1991; 147:91-5, with English Translation.
	C56	Iankov NI. Simuliatsiia konsolidatsii perelomov nizhnei cheliusti vaktuumnoi terapii. [Stimulation of consolidation of mandibular fractures by means of vacuum therapy] Russian. Stomatologiya 1971; 50: 86, with Eng. Trans.
	C57	Inoiatov IM, Aleksandrov VB. Lechenie promezhnostnoi rany posle amputatsii priamoi kishki vakuum-aspiratsiei. [Vacuum aspiration in the treatment of the perineal wound following extirpation of the rectum]. Russian. Khirurgiya 1971; 47: 74-8, with English Translation.
	C58	Kochnev VA. Primenenie vakuum-drenazhnoi sistemy dlia profilaktiki posleoperatsionnykh ranevykh oslozhenii u bol'nykh opukholiami. [The use of a vacuum drainage system in the prevention of postoperative wound complications in tumor patients]. Russian. Voprosy Onkologii 1967; 13:102-5, w/Eng. Trans.
	C59	Mirazimov BM. Svobodnaia Kozhnaie plastika stopy s podgotovkoi ranevoi poverkhnosti vakumiravaniem [Free skin graft of the foot with vacuum preparation of the wound surface]. Russian. Orthopediia Travmatologiya i Protezirovanie 1966;27:19-22, with English Translation.
	C60	Mirazimov BM, Vasina TA, Mezhericher MI. Mikroflora dlitel'no nekazhivaiushchikh ran i effektivnost' metoda vakuumirovaniia. [Microflora of prolonged non-healing wounds and the effectiveness of the vacuum evaporative method]. Russian. Khirurgiya 1967; 43: 40-3, with English Translation.
	C61	Mirazimov BM. Vorbereitung von Wunden und Geschwuren zur Hautplastik unter Anwendung der Vakuumierung [Preparation of wounds and abscesses for dermatoplasty by means of a vacuum device]. German. Beitrage zur Orthopadie und Traumatologie 1967; 14:224-30, with Eng. Translation.

EXAMINER'S SIGNATURE	<i>Peter R. Gove</i>	DATE CONSIDERED	<i>9/17/04</i>
----------------------	----------------------	-----------------	----------------

EXAMINER: Initial if reference considered, whether or not citation is in conformance with MPEP §609. Draw a line through citation if citation not in conformance and reference not considered. Include a copy of this form with next communication to applicant.

OIPF
NOV 21 2003

**INFORMATION
DISCLOSURE
STATEMENT**

Complete if known

Application Number: 10/647,068

Filing Date: August 22, 2003

First Named Inventor: Argenta, et al.

Group Art Unit: Unknown

Examiner Name: Unknown

SHEET 9 OF 12

Attorney Docket Number: 0101-P02977US1

P.B.	C62	Netudykhatka O. Vliianie nizkogo dozirovannogo vakuuma na techenie reparativnogo protsessa v kostnoi tkani [Effect of low vacuum on the course of the reparative process in bone tissue]. Russian. Voprosy Kurortologii, Fizioterapii i Lechebnoi Fizicheskoi Kultury 1972; 37:411-5, w/Eng. Trans.
	C63	Volkov LA. Ispol'zovanie vakuum-drenazhnoi sistemy v khirurgicheskoi praktike. [Use of vacuum-drainage system in surgical practice]. Russian. Klinicheskaiia Khirurgiia. 1973;7:54-5, with English Translation.
	C64	Teder H, Sanden G, Svedman P. Continuous Wound Irrigation in the Pig. J Invest Surg 1990;3:399-407
	C65	Nakayama Y, Tomotari I, Soeda S. A New Method for the Dressing of Free Skin Grafts. Plast Reconstr Surg 1990;86:1216-1219
	C66	Nakayama Y, Soeda S. A New Method for Free Skin Grafting in Hands. Ann Plast Surg 1991;26:499-502
	C67	Fleischmann W, Strecker W, Bombelli M, Kinzl L. [Vacuum sealing as treatment of soft tissue damage in open fractures]. [German] Unfallchirurg 1993;96:488-92
	C68	Brock WB, Barker DE, Burns RP. Temporary Closure of open abdominal wounds: the vacuum pack. Amer Surg 1995;61:30-5
	C69	Shein M, Saadia R, Jameson JR, Decker GAG. The "sandwich technique" in the Management of the Open Abdomen. Br J Surg 1986;73:369-70
	C70	Broome A, Hansson L, Lundgren F, Smedberg S. Open Treatment of Abdominal Septic Catastrophies. World J. Surg 1983;7:792-6
	C71	Valenta AL. Using the vacuum dressing alternative for difficult wounds. American Journal of Nursing 1994;94:44-5
	C72	Vatanasapt V, Areemit S, Jeeravipoolvarn P, et al. Red rubber bulb, cheap and effective vacuum drainage. Journal of the Medical Association of Thailand 1989;72:193-7
	C73	Brummelkamp WH, Taat CW, Slors JF. High-vacuum drainage and primary perineal wound closure in abdominoperineal excision of the rectum. Netherlands Journal of Surgery 1991;43:236-9
	C74	Morykwias J, Argenta LC. Nonsurgical modalities to enhance healing and care of soft tissue wounds. Journal of the Southern Orthopaedic Association 1997;6:279-88
	C75	Sames CP. Sealing of wounds with vacuum drainage [letter] Br Med J 1977;2:1123
	C76	Greer SE, Longaker MT, Margiotta M. Preliminary Results from a Multicenter, Randomized, Controlled, Study of the Use of Subatmospheric Pressure Dressing for Pressure Ulcer Healing. Wound Repair and Regeneration 1999;7:255

EXAMINER'S SIGNATURE	<i>Richard Philgren</i>	DATE CONSIDERED	9/17/07
-----------------------------	-------------------------	------------------------	---------

EXAMINER: Initial if reference considered, whether or not citation is in conformance with MPEP §609. Draw a line through citation if citation not in conformance and reference not considered. Include a copy of this form with next communication to applicant.



**INFORMATION
DISCLOSURE
STATEMENT**

Complete if known

Application Number: 10/647,068

Filing Date: August 22, 2003

First Named Inventor: Argenta, et al.

Group Art Unit: Unknown

Examiner Name: Unknown

SHEET 10 OF 12

Attorney Docket Number: 0101-P02977US1

<i>P.P.</i>	C77	Greer SE, Longaker MT, Margiotta M, Matthews AJ, Kasabian A. The Use of Subatmospheric Pressure Dressing for the Coverage of Radial Forearm Free Flap Donor-Site Exposed Tendon Complications. Ann Plast Surg 1999;43:551-554
	C78	Greer SE, Duthie E, Cartolano B, Koehler KM, Maydick-Youngberg D, Longaker MT. Techniques for Applying Subatmospheric Pressure Dressing to Wounds in Difficult Regions of Anatomy. JWOCN 1999;26:250-3
	C79	Greer SE, Kasabian A, Thorne C, Borud L, Sims CD, Hsu M. The Use of Subatmospheric Pressure Dressing to Salvage a Gustilo Grade IIIB Open Tibia Fracture with Concomitant Osteomyelitis and Avert a Free Flap. Ann Plast Surg 1998;41:687
	C80	Genecov DG, Schneider AM, Morykwas MJ, et al. A Controlled subatmospheric pressure dressing increases the rate of skin graft donor site reepithelialization. Ann Plast Surg 1998;40:219-25
	C81	Mendez-Eastman S. Negative pressure wound therapy. Plastic Surgical Nursing 1998;18:27-9
	C82	Banwell P, Withey S, Holten I. The use of negative pressure to promote healing [letter; comment]. Brit J Plast Surg 1998;51:79
	C83	Blackburn J H Boemi L, Hall WW, et al. Negative-pressure dressings as a bolster for skin grafts. Ann Plast Surg 1998;40:453-7
	C84	Smith LA, Barker DE, Chase CW, et al. Vacuum Pack Technique of Temporary Abdominal Closure: A Four-Year Experience. Amer Surg 1997;63:1102-8
	C85	McCulloch JM, Kemper CC. Vacuum-Compression Therapy for the Treatment of an Ischemic Ulcer. Physical Therapy 1998;73:165-9
	C86	Mullner T, Mrkonjic L, Kwasny O, Vecsei V. The use of negative pressure to promote the healing of tissue defects: a clinical trial using the vacuum sealing technique [see comments]. Brit J Plast Surg 1997;50:194-9
	C87	Mirazimov, B.M.: Free Skin Grafting of Wounds and Ulcers using the "Vacuum Treatment" Method. [Citation data not given, pp. 54-58.] with English Trans.
	C88	Greer, Steven E., "Whither Subatmospheric Pressure Dressing?" The Institute of Reconstructive Plastic Surgery, The New York University Medical Center, New York, NY April Issue of Annals of Plastic Surgery.
	C89	Registration Number 1982349. Owner, KCI Inc., 3440 E. Houston Street San Antonio TEXAS 78219. Source: United States Patent and Trademark Office official website. Filing date 05/01/1995 Registration Date 06/25/1996
	C90	Hidden Interest — A Special Report.; When Physicians Double as Entrepreneurs. The New York Times. Page 1. November 30, 1999

EXAMINER'S SIGNATURE	<i>Pedro Argenta</i>	DATE CONSIDERED	<i>9/17/04</i>
----------------------	----------------------	-----------------	----------------

EXAMINER: Initial if reference considered, whether or not citation is in conformance with MPEP §609. Draw a line through citation if citation not in conformance and reference not considered. Include a copy of this form with next communication to applicant.



**INFORMATION
DISCLOSURE
STATEMENT**

Complete if known

Application Number: 10/647,068

Filing Date: August 22, 2003

First Named Inventor: Argenta, et al.

Group Art Unit: Unknown

Examiner Name: Unknown


SHEET 11 OF 12

Attorney Docket Number: 0101-P02977US1

D-PH	C91	Defranzo, Anthony J., et al., "Vacuum-Assisted Closure for the Treatment of Degloving Injuries." Plastic and Reconstructive Surgery 104 (7) 2145-48: (1999).
	C92	Morykwas, Michael J., et al., "Use of Subatmospheric Pressure to Prevent Progression of Partial-Thickness Burns in a Swine Model". Journal of Burn Care & Rehabilitation 20 (1 Part 1): 15-21 (1999)
	C93	Morykwas, Michael J., et al., "Use of Subatmospheric Pressure to Prevent Doxorubicin Extravasation Ulcers in a Swine Model". Journal of Surgical Oncology 72:14-17 (1999).
	C94	Molnar, Joseph A., et al., "Single-Stage Approach to Skin Grafting the Exposed Skull". Plastic and Reconstructive Surgery 105(1): 174-177 (2000).
	C95	Schneider, Andrew M., et al., "A New and Reliable Method of Securing Skin Grafts to the Difficult Recipient Bed". Plastic and Reconstructive Surgery 102(4) 1195-98 (1998).
	C96	Rosser, Charles J., et al., "A New Technique to Manage Perineal Wounds". Infections in Urology 13(2) 45-47 (2000).
	C97	Philbeck, Thomas E., et al., "The Clinical and Cost Effectiveness of Externally Applied Negative Pressure Wound Therapy in the Treatment of Wounds in Home Healthcare Medicare Patients". Ostomy/Wound Management 45(11) 41-50 (1999).
	C98	Meara, John G., et al., " Vacuum-Assisted Closure in the Treatment of Degloving Injuries". Annals of Plastic Surgery 42(6) 589-594 (1999).
	C99	Obdeijn, Miryam C., et al., "Vacuum-Assisted Closure in the Treatment of Poststernotomy Mediastinitis". Ann Thorac Surgery 68 2358-60 (1999).
	C100	Mendez-Eastman, Susan., "When wounds won't heal". RN 20-24 (1998)
	C101	Hartnett, Jacqueline M., "Use of Vacuum-Assisted Wound Closure in Three Chronic Wounds". JWOCN 25 (6) 281-290 (1998).
C102	Mendez-Eastman, Susan., "Use of Hyperbaric Oxygen and Negative Pressure Therapy in the Multidisciplinary Care of a Patient with Nonhealing Wounds". JWOCN 26(2) 67-76 (1999).	
C103	Wooding-Scott, Margaret et al., "No-Wound is Too Big For Resourceful Nurses". RN, Dec. 1988, 22-25.	
C104	Davydov, et al., "Pathenogenic mechanism of the effect of vacuum therapy on the course of the wound process". Khirurgiia, June 1990 (with English translation).	
C105	Davydov, et al., "Vacuum therapy in the treatment of suppurative lactation mastitis". Vestn. Khir., Nov. 1986 (with English translation).	
C106	Davydov, et al., "Bacteriological and cytological evaluation of the vacuum therapy of suppurative wounds". Vestn. Khir., Oct. 1988 (with English translation).	

EXAMINER'S SIGNATURE	<i>Richard Sturgeon</i>	DATE CONSIDERED	<i>9/17/04</i>
----------------------	-------------------------	-----------------	----------------

EXAMINER: Initial if reference considered, whether or not citation is in-conformance with MPEP §609. Draw a line through citation if citation not in conformance and reference not considered. Include a copy of this form with next communication to applicant.



**INFORMATION
DISCLOSURE
STATEMENT**

SHEET 1 OF 4

Complete if known

Application Number: 10/647,068

Filing Date: August 22, 2003

First Named Inventor: Argenta

Group Art Unit: Unknown

Examiner Name: Unknown

Attorney Docket Number: 0101 P02977US1

UNITED STATES PATENT DOCUMENTS

EXAMINER'S INITIALS	CITE NO.	PATENT NUMBER	ISSUE DATE MM-DD-YYYY	FIRST NAMED INVENTOR

FOREIGN PATENT DOCUMENTS

EXAMINER'S INITIALS	CITE NO.	DOCUMENT NUMBER	COUNTRY OR REGION	DATE OF PUBLICATION MM-DD-YYYY	FIRST NAMED INVENTOR OR APPLICANT
P.P.		2003/101385	WO	12/11/2003	
		80/01139	WO	06/12/1980	
		87/00439	WO	01/29/1987	
		145164	UK	12/01/1976	

OTHER PRIOR ART - NON-PATENT DOCUMENTS

EXAMINER'S INITIALS	CITE NO.	Include name of the author (in Capital Letters), title of the article (when appropriate), title of the item(book, magazine, journal, serial, symposium, catalog, etc.), date, page(s), volume-issue number(s), publisher, city and/or country where published
P.P.		Communication from EPO, Summons to Attend Oral Proceedings Pursuant to Rule 71(1) EPC< European Patent 0,620,720, 6 pages, December 8, 2003.
		Interlocutory decisions in Opposition proceedings (Wake Forest - Argenta, et al.) dated February 17, 2003.
		Interlocutory decisions in Opposition proceedings (Wake Forest - Argenta, et al.) dated April ^{MAY} 19, 2004.
	J	Notice of Opposition to European Patent No. 0,688,189 dated June 12, 2001.
		Opposer's Appeal from Interlocutory decision, dated July 4, 2003.
		Avery, C., et al., "Negative pressure wound dressing of the radial forearm donor site", International Journal of Oral Maxillofacial Surgery, 2000; 29, pgs. 198-200.
		Armstrong, David G., et al., "Outcomes of Subatmospheric Pressure Dressing Therapy on Wounds of the Diabetic Foot", Ostomy/Wound Management 2002; 48(4): 64-68.

EXAMINER'S SIGNATURE	<i>Padric Ph-Gore</i>	DATE CONSIDERED	<i>9/17/04</i>
----------------------	-----------------------	-----------------	----------------

EXAMINER: Initial if reference considered, whether or not citation is in conformance with MPEP §609. Draw a line through citation if citation not in conformance and reference not considered. Include a copy of this form with next communication to applicant.

INFORMATION DISCLOSURE STATEMENT	<i>Complete if known</i>
	Application Number: 10/647,068
	Filing Date: August 22, 2003
	First Named Inventor: Argenta
	Group Art Unit: Unknown
	Examiner Name: Unknown
SHEET 2 OF 4	Attorney Docket Number: 0101 P02977US1

<i>P. A.</i>	Brown, Karen M., et al., "Vacuum-Assisted Closure in the Treatment of a 9-Year-Old Child with Severe and Multiple Dog Bite Injuries of the Thorax", Society of Thoracic Surgeons, 2001; 72:1409-1410.
	Catarino, Pedro A., et al., "High-Pressure Suction Drainage via a Polyurethane Foam in the Management of Poststernotomy Mediastinitis", Ann Thorac Surg 2000; 70:1891-5.
	Clinical Management Extra, Negative Pressure Therapy, Advances in Skin & Wound Care, November/December 2001, Vol. 14, No. 6, p. 321-322.
	Cooper, Susan Mary, "Topical negative pressure in the treatment of pressure ulcers", Letters posted in the Journal of the American Acad of Dermatology, August, Part 1, 1999, p. 280.
	Davydov, I.A., et al., "Concept of clinico-biological control of the wound", Vestnik khirurgii imeni I.I. Grekova, v. 146, issue 2, 1991, 132-6 (with English translation).
	de la Torre, Jorge I., MD, et al., "Healing a Wound with an Exposed Herrington Road: A Case Study", Ostomy Wound Management, pgs. 18 -19, May 2002, Vol. 48, Issue 5.
	de Lange, M.Y., et al., "Vacuum-assisted closure: indications and clinical experience", Eur J Plast Surg (2000) 23:178-182.
	Deva, Anand, K., et al., "Topical negative pressure in wound management", MJA, Vo. 173, pgs. 128-131, August 7, 2000.
	Elwood, Eric T., et al., "Negative-Pressure Dressings in the Treatment of Hidradenitis Suppurativa", Ann Plast Surgery January 2001; 46:49-51.
	Evans, D. and Land, L., "Topical negative pressure for treating chronic wounds: a systematic review", British Journal of Plastic Surgery (2001), 54, 238-242.
	Fabian, Thaddeus S., MD, "The Evaluation of Subatmospheric Pressure and Hyperbaric Oxygen in Ischemic Full-Thickness Wound Healing", The American Surgeon, December 2000, Vol.. 66, 1136-1143.
	Fenn, C.H. and Butler, P.E.M., "Abdominoplasty wound-healing complications: assisted closure using foam suction dressing", British Journal of Plastic Surgery (2001), 54, 348-351.
	Giovannini, Uberto M., MD, "Negative Pressure for the Management of an Exposed Vascular Dacron Polyester Patch", Annals of Plastic Surgery, 47(5): 577-578, 2001.
	Gustafsson, Ronny, MD, "Vacuum-assisted closure therapy guided by C-reactive protein level in patients with deep sternal wound infection", The Journal of Thoracic and Cardiovascular Surgery, Vol. 123, No. 5, pgs. 895-900, May 2002.
	Gwan-Nulla, Daniel N., MD and Casal, Rolando S., MD, "Toxic Shock Syndrome Associated with the Use of the Vacuum-Assisted Closure Device", Ann Plastic Surgery 2001;47:552-554.
	Hersh, Robert E., MD, et al., "The Vacuum-Assisted Closure Device as a Bridge to Sternal Wound Closure", Ann Plast Surg. 2001; 466: 250-254.

EXAMINER'S SIGNATURE	<i>Pedro A. Catarino</i>	DATE CONSIDERED	<i>9/17/04</i>
---------------------------------	--------------------------	----------------------------	----------------

EXAMINER: Initial if reference considered, whether or not citation is in conformance with MPEP 5609. Draw a line through citation if citation not in conformance and reference not considered. Include a copy of this form with next communication to applicant.


INFORMATION DISCLOSURE STATEMENT	<i>Complete if known</i>
	Application Number: 10/647,068
	Filing Date: August 22, 2003
	First Named Inventor: Argenta
	Group Art Unit: Unknown
	Examiner Name: Unknown
SHEET 3 OF 4	Attorney Docket Number: 0101 P02977US1

<i>P. Phil</i>		Heugel, Judson R., et al., "Treatment of the Exposed Achilles Tendon Using Negative Pressure Wound Therapy: A Case Report", Journal of Burn Care and Rehabilitation, May/June 2002, Vol. 23, No. 3, pgs. 167-171.
		Iusupov, I.N., et al., "Active drainage of a wound", Izdatelstvo Meditsina, St. Petersburg, 1987, April; 138(4):42-6 (with English Translation).
		Joseph, Emmanuella, MD, et al., "A Prospective Randomized Trial of Vacuum-Assisted Closure Versus Standard Therapy of Chronic Nonhealing Wounds", WOUNDS 2000; 12(3): 60-67.
		Josty, I.C., et al., "Vacuum-assisted closure: an alternative strategy in the management of degloving injuries of the foot", British Journal of Plastic Surgery (2001), 54, pgs. 363-365.
		Kostiuchenok, B.M., et al., "Vacuum Treatment in the Surgical Management of Suppurative Wounds", Izdatelstvo Meditsina, St. Petersburg, 1986, September; 137(9): 18-21 (with English Translation).
		Kovacs, Laszlo H., MD, "Necrotizing Fasciitis", Annals of Plastic Surgery, Vol. 47, No. 6, December 2001, pgs. 680-682.
		Kranser, Diane L., "Managing Wound Pain in Patients with Vacuum-Assisted Closure Devices", Ostomy Wound Management 2002; 48(5): 38-43.
		Mendez-Eastman, Susan, RN, CPSN, CWCN, "Guidelines for Using Negative Pressure Wound Therapy", Advances in Skin & Wound Care, Vol. 14, No. 6, pgs. 314-320, Nov./Dec. 2001.
		Mendez-Eastman, Susan, RN, CPSN, CWCN, "wound therapy", Nursing2002, Vol. 32, No. 5, May, pgs. 59-63.
		Mooney, James F., III., "Treatment of Soft Tissue Defects in Pediatric Patients Using the V.A.C. TM System", Clinical Orthopedics and Related Research, Number 376, pp. 26-31, July 2000.
		Scheufler, O., et al., "Problem-adapted application of vacuum occlusion dressings: case report and clinical experience", Eur J. Plast Surg (2000) 23: 386-390.
		Sposato, G., et al., "Ambulant vacuum-assisted closure of skin-graft dressing in the lower limbs using a portable mini-VAC device", British Journal of Plastic Surgery (2001), 54, 235-237.
		Tang, Augustine T.M., et al., "Novel application of vacuum assisted closure technique to the treatment of sternotomy wound infection", European Journal of Cardio-Thoracic Surgery 17 (2000) 482-484.
		Wu, S.H., et al., "Vacuum therapy as an intermediate phase in wound closure: a clinical experience", Eur J Surg (2000) 23:174-177.
		Zhivotov VM. Vacuum therapy of postoperative infected wounds of the urinary bladder, Klinicheskaja Khiurgija. 1970;5:36-39. (in Russian).

EXAMINER'S SIGNATURE	<i>Robert Thieme</i>	DATE CONSIDERED	<i>3/17/04</i>
-----------------------------	----------------------	------------------------	----------------

EXAMINER: Initial if reference considered, whether or not citation is in conformance with MPEP §609. Draw a line through citation if citation not in conformance and reference not considered. Include a copy of this form with next communication to applicant.

INFORMATION DISCLOSURE STATEMENT	<i>Complete if known</i>	
	Application Number: 10/647,068	
	Filing Date: August 22, 2003	
	First Named Inventor: Argenta	
	Group Art Unit: Unknown	
Examiner Name: Unknown		
SHEET 4 OF 4	Attorney Docket Number: 0101 P02977US1	

		The Kremlin Papers ... perspectives in wound care, "A collection of published studies complementing the research and innovation of wound care", Russian Medical Journal "Vestnik Khirurgii", 5 Russian Articles from 1986-1991, translated by BlueSky Medical Group Inc. ©2004.
---	--	---

EXAMINER'S SIGNATURE		DATE CONSIDERED	
---------------------------------	---	----------------------------	---

EXAMINER: Initial if reference considered, whether or not citation is in conformance with MPEP §609. Draw a line through citation if citation not in conformance and reference not considered. Include a copy of this form with next communication to applicant.

